



AMSC Pffeffelbach 3 Nationen-Cup

Kl. 7 Serien-Abarth 1601 - offen ccm

Pffeffelring 0,750 Km

Zeittraining

03.06.2017 13:45

Qualifikation gestartet um 13:51:29

Pos.	Nr.	Name	Verein	Fabrikat	Rnd.	Beste Zeit	Diff.	In Rd.	km/h
1	711	Markus Hilpert	SCC Albbruck	Opel Kadett 2,0	2	34.775		1	77,642
2	710	Thomas Seiz	SCC Albbruck	Audi A3 2,0	2	37.061	2.286	2	72,853
3	702	Vic Vrehen	MST Vrehen-Haubrich	Seat Ibiza 2,0	2	37.157	2.382	2	72,665
4	784	Jan Haubrich	MST Vrehen-Haubrich	Vw Käfer 2,0	2	37.762	2.987	1	71,500
5	758	Georg Hägele	SCC Neuenburg	Subaru Coupé 2,0	2	38.910	4.135	2	69,391
6	724	Volker Schwald	SCCT	Audi 80 2,0	2	39.564	4.789	2	68,244
7	793	Hans-Jürgen Sieber	H-S Racing Team	Opel Astra	2	41.412	6.637	2	65,198
8	777	Stefan Gamp	SAV	Subaru Impreza STI	2	41.735	6.960	1	64,694
9	746	Heribert Bersch	AC Piraten	VW Golf syncro 1,8	2	42.849	8.074	2	63,012
10	721	Kevin Wolter	AMSC Pffeffelbach	VW Golf I GTI				0	-



AMSC Pfeffelbach 3 Nationen-Cup

Kl. 7 Serien-Abarth 1601 - offen ccm

Pfeffelring 0,750 Km

Zeittraining

03.06.2017 13:45

Qualifikation gestartet um 13:51:29

Lap	Lap Tm	Diff	Time of Day	Lap	Lap Tm	Diff	Time of Day	Lap	Lap Tm	Diff	Time of Day
(711) Markus Hilbert											
1	34.775		13:52:05.651								
2	38.387	+3.612	13:52:44.038								
(710) Thomas Seiz											
1	38.381	+1.320	13:54:46.597								
2	37.061		13:55:23.658								
(702) Vic Vrehen											
1	39.077	+1.920	13:54:55.355								
2	37.157		13:55:32.512								
(784) Jan Haubrich											
1	37.762		13:52:24.498								
2	38.638	+0.876	13:53:03.136								
(758) Georg Hägele											
1	39.500	+0.590	13:55:02.034								
2	38.910		13:55:40.944								
(724) Volker Schwald											
1	40.664	+1.100	13:52:20.724								
2	39.564		13:53:00.288								
(793) Hans-Jürgen Sieber											
1	42.968	+1.556	13:52:33.298								
2	41.412		13:53:14.710								
(777) Stefan Gamp											
1	41.735		13:52:14.101								
2	42.102	+0.367	13:52:56.203								
(746) Heribert Bersch											
1	43.044	+0.195	13:55:11.112								
2	42.849		13:55:53.961								



AMSC Pfeffelbach 3 Nationen-Cup


Kl. 7 Serien-Abarth 1601 - offen ccm

Pfeffelring 0,750 Km

Vorlauf 1

03.06.2017 19:30

Rennen (5 Runden)



POLE POSITION

1	1 711	2 710
2	3 702	4 784
3	5 758	6 724
4	7 793	8 777
5	9 746	10 721



AMSC Pfeffelbach 3 Nationen-Cup

Kl. 7 Serien-Abarth 1601 - offen ccm

Pfeffelring 0,750 Km

Vorlauf 1

03.06.2017 17:45

Rennen (6 Runden) gestartet um 17:49:04

Pos.	Nr.	3 Nat-Cup	Name	Verein	Fabrikat	Gesamtzeit	Rnd.	Diff.	Beste Zeit	Ø km/h
1	711	ja	Markus Hilpert	SCC Albrbruck	Opel Kadett 2,0	3:52.298	6		35.829	69,738
2	710	ja	Thomas Seiz	SCC Albrbruck	Audi A3 2,0	3:55.065	6	2.767	36.198	68,917
3	758	ja	Georg Hägele	SCC Neuenburg	Subaru Coupé 2,0	4:05.851	6	13.553	37.211	65,894
4	784	nein	Jan Haubrich	MST Vrehen-Haubrich	Vw Käfer 2,0	4:07.183	6	14.885	37.444	65,538
5	724	nein	Volker Schwald	SCCT	Audi 80 2,0	4:07.812	6	15.514	37.746	65,372
6	777	ja	Stefan Gamp	SAV	Subaru Impreza STI	4:08.404	6	16.106	37.647	65,216
7	793	nein	Hans-Jürgen Sieber	H-S Racing Team	Opel Astra	4:23.743	6	31.445	39.837	61,423
8	746	nein	Heribert Bersch	AC Piraten	VW Golf syncro 1,8	3:58.074	5	1 Runde	42.748	56,705
Nicht Klassifiziert										
DNS	702	nein	Vic Vrehen	MST Vrehen-Haubrich	Seat Ibiza 2,0			DNS		-
DNS	721	ja	Kevin Wolter	AMSC Pfeffelbach	VW Golf I GTI			DNS		-

Bemerkungen

#710 Verwarnung: unsportliches Verhalten (1); Rennleiter

Vorsprung	Ø km/h	Beste Rundenzeit	km/h	Beste Runde von
2.767	69,738	35.829	75,358	711 - Markus Hilpert

Zeitnahmekommissar & Auswertung: www.camp-company.de

Orbits

www.mylaps.com

Lizenziert für Camp Company



AMSC Pffefelbach 3 Nationen-Cup

Kl. 7 Serien-Abarth 1601 - offen ccm

Pffefelring 0,750 Km

Vorlauf 1

03.06.2017 17:45

Rennen (6 Runden) gestartet um 17:49:04

Lap	Lap Tm	Diff	Time of Day	Lap	Lap Tm	Diff	Time of Day	Lap	Lap Tm	Diff	Time of Day
(711) Markus Hilpert											
1	37.944	+2.115	17:49:53.579								
2	36.470	+0.641	17:50:30.049								
3	37.411	+1.582	17:51:07.460								
4	36.736	+0.907	17:51:44.196								
5	35.829		17:52:20.025								
6	36.485	+0.656	17:52:56.510								
(710) Thomas Seiz											
1	40.147	+3.949	17:49:55.822								
2	36.989	+0.791	17:50:32.811								
3	36.450	+0.252	17:51:09.261								
4	36.354	+0.156	17:51:45.615								
5	36.198		17:52:21.813								
6	37.464	+1.266	17:52:59.277								
(758) Georg Hägele											
1	41.326	+4.115	17:49:57.427								
2	37.903	+0.692	17:50:35.330								
3	37.211		17:51:12.541								
4	38.388	+1.177	17:51:50.929								
5	40.123	+2.912	17:52:31.052								
6	39.011	+1.800	17:53:10.063								
(784) Jan Haubrich											
1	42.364	+4.920	17:49:58.310								
2	38.801	+1.357	17:50:37.111								
3	37.444		17:51:14.555								
4	39.091	+1.647	17:51:53.646								
5	38.591	+1.147	17:52:32.237								
6	39.158	+1.714	17:53:11.395								
(724) Volker Schwald											
1	42.397	+4.651	17:49:59.103								
2	39.363	+1.617	17:50:38.466								
3	37.746		17:51:16.212								
4	38.458	+0.712	17:51:54.670								
5	38.738	+0.992	17:52:33.408								
6	38.616	+0.870	17:53:12.024								
(777) Stefan Gamp											
1	42.720	+5.073	17:49:59.807								
2	39.356	+1.709	17:50:39.163								
3	37.647		17:51:16.810								
4	38.243	+0.596	17:51:55.053								
5	39.482	+1.835	17:52:34.535								
6	38.081	+0.434	17:53:12.616								
(793) Hans-Jürgen Sieber											
1	39.837		17:50:02.382								
2	41.179	+1.342	17:50:43.561								
3	41.025	+1.188	17:51:24.586								
4	40.711	+0.874	17:52:05.297								
5	41.069	+1.232	17:52:46.366								
6	41.589	+1.752	17:53:27.955								
(746) Heribert Bersch											
1	46.420	+3.672	17:50:04.562								
2	42.748		17:50:47.310								
3	42.844	+0.096	17:51:30.154								
4	45.039	+2.291	17:52:15.193								
5	47.093	+4.345	17:53:02.286								



AMSC Pffefelbach 3 Nationen-Cup


Kl. 7 Serien-Abarth 1601 - offen ccm

Pffefelring 0,750 Km

Vorlauf 2

04.06.2017 08:15

Rennen (6 Runden)



POLE POSITION

1	1 711 Markus Hilpert	2 710 Thomas Seiz
2	3 758 Georg Hägele	4 784 Jan Haubrich
3	5 724 Volker Schwald	6 777 Stefan Gamp
4	7 793 Hans-Jürgen Sieber	8 746 Heribert Bersch
5	9 702 Vic Vrehen	10 721 Kevin Wolter



AMSC Pfeffelbach 3 Nationen-Cup

Kl. 7 Serien-Abarth 1601 - offen ccm

Pfeffelring 0,750 Km

Vorlauf 2

04.06.2017 12:00

Rennen (6 Runden) gestartet um 12:00:45

Pos.	Nr.	3 Nat-Cup	Name	Verein	Fabrikat	Gesamtzeit	Rnd.	Diff.	Beste Zeit	Ø km/h
1	710	ja	Thomas Seiz	SCC Albrbruck	Audi A3 2,0	3:49.708	6		36.398	70,524
2	711	ja	Markus Hilpert	SCC Albrbruck	Opel Kadett 2,0	3:55.007	6	5.299	35.969	68,934
3	758	ja	Georg Hägele	SCC Neuenburg	Subaru Coupé 2,0	3:56.935	6	7.227	37.010	68,373
4	724	nein	Volker Schwald	SCCT	Audi 80 2,0	4:06.575	6	16.867	38.476	65,700
5	777	ja	Stefan Gamp	SAV	Subaru Impreza STI	4:10.073	6	20.365	37.632	64,781
6	793	nein	Hans-Jürgen Sieber	H-S Racing Team	Opel Astra	4:18.325	6	28.617	40.134	62,712
7	746	nein	Heribert Bersch	AC Piraten	VW Golf syncro 1,8	3:56.726	5	1 Runde	43.597	57,028
8	784	nein	Jan Haubrich	MST Vrehen-Haubrich	Vw Käfer 2,0	8.651		6 Runden		-
Nicht Klassifiziert										
DNS	702	nein	Vic Vrehen	MST Vrehen-Haubrich	Seat Ibiza 2,0			DNS		-
DNS	721	ja	Kevin Wolter	AMSC Pfeffelbach	VW Golf I GTI			DNS		-

Bemerkungen

#711 Verwarnung: unsportliches Verhalten (1); Rennleiter

Vorsprung	Ø km/h	Beste Rundenzeit	km/h	Beste Runde von
5.299	70,524	35.969	75,065	711 - Markus Hilpert

Zeitnahmekommissar & Auswertung: www.camp-company.de

Orbits

www.mylaps.com

Lizenziert für Camp Company

Gedruckt: 04.06.2017 12:05:36



AMSC Pfeffelbach 3 Nationen-Cup

Kl. 7 Serien-Abarth 1601 - offen ccm

Pfeffelring 0,750 Km

Vorlauf 2

04.06.2017 12:00

Rennen (6 Runden) gestartet um 12:00:45

Lap	Lap Tm	Diff	Time of Day	Lap	Lap Tm	Diff	Time of Day	Lap	Lap Tm	Diff	Time of Day
(710) Thomas Seiz											
1	38.827	+2.429	12:01:32.774								
2	36.398		12:02:09.172								
3	36.879	+0.481	12:02:46.051								
4	36.431	+0.033	12:03:22.482								
5	36.429	+0.031	12:03:58.911								
6	36.501	+0.103	12:04:35.412								
(711) Markus Hilpert											
1	40.394	+4.425	12:01:34.275								
2	35.969		12:02:10.244								
3	36.727	+0.758	12:02:46.971								
4	36.977	+1.008	12:03:23.948								
5	36.337	+0.368	12:04:00.285								
6	40.426	+4.457	12:04:40.711								
(758) Georg Hägele											
1	41.130	+4.120	12:01:35.480								
2	37.562	+0.552	12:02:13.042								
3	37.257	+0.247	12:02:50.299								
4	37.478	+0.468	12:03:27.777								
5	37.010		12:04:04.787								
6	37.852	+0.842	12:04:42.639								
(724) Volker Schwald											
1	42.524	+4.048	12:01:37.533								
2	38.923	+0.447	12:02:16.456								
3	39.465	+0.989	12:02:55.921								
4	38.848	+0.372	12:03:34.769								
5	38.476		12:04:13.245								
6	39.034	+0.558	12:04:52.279								
(777) Stefan Gamp											
1	43.908	+6.276	12:01:39.044								
2	41.699	+4.067	12:02:20.743								
3	39.202	+1.570	12:02:59.945								
4	38.285	+0.653	12:03:38.230								
5	37.632		12:04:15.862								
6	39.915	+2.283	12:04:55.777								
(793) Hans-Jürgen Sieber											
1	43.034	+2.900	12:01:38.478								
2	41.664	+1.530	12:02:20.142								
3	42.266	+2.132	12:03:02.408								
4	40.924	+0.790	12:03:43.332								
5	40.563	+0.429	12:04:23.895								
6	40.134		12:05:04.029								
(746) Heribert Bersch											
1	46.307	+2.710	12:01:42.381								
2	43.984	+0.387	12:02:26.365								
3	43.597		12:03:09.962								
4	44.297	+0.700	12:03:54.259								
5	48.171	+4.574	12:04:42.430								



AMSC Pffefelbach 3 Nationen-Cup


Kl. 7 Serien-Abarth 1601 - offen ccm

Pffefelring 0,750 Km

Finale

04.06.2017 09:15

Rennen (7 Runden)



POLE POSITION

1	1 710 Thomas Seiz	2 711 Markus Hilpert
2	3 758 Georg Hägele	4 724 Volker Schwald
3	5 777 Stefan Gamp	6 793 Hans-Jürgen Sieber
4	7 746 Heribert Bersch	8 784 Jan Haubrich
5	9 702 Vic Vrehen	10 721 Kevin Wolter



AMSC Pfeffelbach 3 Nationen-Cup

Kl. 7 Serien-Abarth 1601 - offen ccm

Pfeffelring 0,750 Km

Finale

04.06.2017 16:40

Rennen (7 Runden) gestartet um 16:44:56

Pos.	Nr.	3 Nat-Cup	Name	Verein	Fabrikat	Gesamtzeit	Rnd.	Diff.	Beste Zeit	Ø km/h
1	758	ja	Georg Hägele	SCC Neuenburg	Subaru Coupé 2,0	4:59.373	7		39.349	63,132
2	777	ja	Stefan Gamp	SAV	Subaru Impreza STI	5:00.596	7	1.223	39.968	62,875
3	711	ja	Markus Hilpert	SCC Albrück	Opel Kadett 2,0	5:05.724	7	6.351	38.111	61,820
4	724	nein	Volker Schwald	SCCT	Audi 80 2,0	5:08.131	7	8.758	41.067	61,338
5	784	nein	Jan Haubrich	MST Vrehen-Haubrich	Vw Käfer 2,0	5:12.680	7	13.307	40.653	60,445
6	793	nein	Hans-Jürgen Sieber	H-S Racing Team	Opel Astra	5:31.490	7	32.117	43.127	57,015
7	746	nein	Heribert Bersch	AC Piraten	VW Golf syncro 1,8	5:37.076	7	37.703	44.848	56,070
Nicht Klassifiziert										
DNS	710	ja	Thomas Seiz	SCC Albrück	Audi A3 2,0			DNS		-
DNS	702	nein	Vic Vrehen	MST Vrehen-Haubrich	Seat Ibiza 2,0			DNS		-
DNS	721	ja	Kevin Wolter	AMSC Pfeffelbach	VW Golf I GTI			DNS		-

Bemerkungen

#758 Verwarnung: unsportliches Verhalten (1); Rennleiter

Vorsprung	Ø km/h	Beste Rundenzeit	km/h	Beste Runde von
1.223	63,132	38.111	70,846	711 - Markus Hilpert

Zeitnahmekommissar & Auswertung: www.camp-company.de

Orbits

www.mylaps.com

Lizenziert für Camp Company



AMSC Pfeffelbach 3 Nationen-Cup

Kl. 7 Serien-Abarth 1601 - offen ccm

Pfeffelring 0,750 Km

Finale

04.06.2017 16:40

Rennen (7 Runden) gestartet um 16:44:56

Lap	Lap Tm	Diff	Time of Day	Lap	Lap Tm	Diff	Time of Day	Lap	Lap Tm	Diff	Time of Day
(758) Georg Hägele											
1	43.172	+3.823	16:45:51.871								
2	40.336	+0.987	16:46:32.207								
3	41.647	+2.298	16:47:13.854								
4	40.804	+1.455	16:47:54.658								
5	39.349		16:48:34.007								
6	41.003	+1.654	16:49:15.010								
7	41.003	+1.654	16:49:56.013								
(777) Stefan Gamp											
1	41.852	+1.884	16:45:51.166								
2	43.936	+3.968	16:46:35.102								
3	40.923	+0.955	16:47:16.025								
4	39.968		16:47:55.993								
5	40.404	+0.436	16:48:36.397								
6	40.428	+0.460	16:49:16.825								
7	40.411	+0.443	16:49:57.236								
(711) Markus Hilpert											
1	54.947	+16.836	16:46:03.535								
2	41.089	+2.978	16:46:44.624								
3	39.627	+1.516	16:47:24.251								
4	38.111		16:48:02.362								
5	40.483	+2.372	16:48:42.845								
6	40.029	+1.918	16:49:22.874								
7	39.490	+1.379	16:50:02.364								
(724) Volker Schwald											
1	45.801	+4.734	16:45:55.043								
2	42.058	+0.991	16:46:37.101								
3	41.421	+0.354	16:47:18.522								
4	41.630	+0.563	16:48:00.152								
5	41.067		16:48:41.219								
6	41.214	+0.147	16:49:22.433								
7	42.338	+1.271	16:50:04.771								
(784) Jan Haubrich											
1	45.424	+4.771	16:45:55.644								
2	41.703	+1.050	16:46:37.347								
3	41.770	+1.117	16:47:19.117								
4	40.653		16:47:59.770								
5	44.373	+3.720	16:48:44.143								
6	42.681	+2.028	16:49:26.824								
7	42.496	+1.843	16:50:09.320								
(793) Hans-Jürgen Sieber											
1	48.868	+5.741	16:45:58.618								
2	44.341	+1.214	16:46:42.959								
3	43.737	+0.610	16:47:26.696								
4	43.127		16:48:09.823								
5	43.990	+0.863	16:48:53.813								
6	44.217	+1.090	16:49:38.030								
7	50.100	+6.973	16:50:28.130								
(746) Heribert Bersch											
1	49.068	+4.220	16:45:59.628								
2	44.848		16:46:44.476								
3	46.660	+1.812	16:47:31.136								
4	45.811	+0.963	16:48:16.947								
5	45.316	+0.468	16:49:02.263								
6	46.087	+1.239	16:49:48.350								
7	45.366	+0.518	16:50:33.716								